

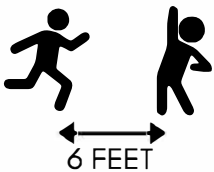
### **FOLLOW LOCAL GOVERNMENT GUIDANCE**

Follow your local government's activity guidance. Understand that just because other facilities may be open, it does not mean it is safe for you to have a training session.



### **EDUCATE YOUR ATHLETES AND VOLUNTEERS**

Educate your athletes, unified partners, coaches and volunteers on the signs and symptoms of COVID-19. Set up a communication mechanism should one of your group become ill.



### **MAINTAIN PHYSICAL DISTANCING**

Ensure physical distancing is possible at your practice facility. Mark sections of the field so athletes and volunteers understand and pay attention to distances between each other and between other groups that may be using the practice field.



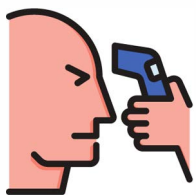
### **MAKE HAND WASHING FACILITIES AVAILABLE**

Ensure the training facility has adequate hand washing facilities. If not, make sure hand sanitizer is available.



### **PARTICIPANTS SHOULD WEAR PERSONAL PROTECTIVE EQUIPMENT (PPE)**

Athletes, coaches, volunteers and Unified partners should wear PPE if they are able and practice accommodations are made to allow them to do so.



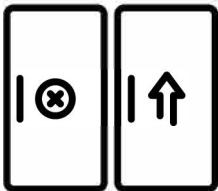
### **SET ASIDE SPACE TO SCREEN PARTICIPANTS**

You must set aside space away from the practice area to collect answers to the symptom survey and take the temperature of all participants. Consider having volunteers dedicated specifically to screening athletes.



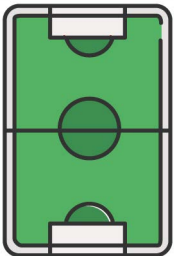
### **KEEP IT CLEAN**

Frequently clean commonly touched objects with an antibacterial cleaner. Ensure the facility you are using has a consistent cleaning schedule, including for restrooms and hand washing areas.




### **ENTRANCE AND EXITS FROM FACILITY**

Participants should be able to get in and out of the facility and still maintain physical distancing. This should include the parking lot. Families may need some guidance on where to park to maintain adequate distance.



### **TRAINING FACILITY SPACE**

Remember you need enough space within your group to safely maintain the 6 foot physical distancing recommendation between people and you should maintain a reasonable distance between your training group and any other groups who may be using the facility.



### **EMERGENCY ACTION PLANNING**

Each coach should have an Emergency Action Plan that covers what tasks need to be done and by whom in case of a medical emergency, inclement weather, or if a training participant arrives with or contracts COVID -19 during the training season.



### **PARTICIPANTS BRING THEIR OWN EQUIPMENT**

All participants should bring to training sessions their own sports equipment, water bottles, towels and any other personal items. Have sanitizing supplies, if there is a situation where shared equipment might be used and sanitize in between uses.