

2024-25 Cool Schools Guide to Registration

In-person Plunges, Polar Pops & Rain Rallies

Your step-by-step guide!



Table of Contents

| | |
|--|-----------|
| WHAT'S NEW? | 3 |
| INTRODUCTION | 3 |
| 2024-25 COOL SCHOOLS WEBSITES | 4 |
| DATES AND LOCATIONS OF 2024-25 IN-PERSON PLUNGES..... | 5 |
| CREATE A TEAM | 6 |
| JOIN A TEAM..... | 11 |
| HOW TO TURN IN FUNDS RAISED..... | 14 |
| FUNDRAISING TIPS AND IDEAS | 14 |
| HAVE QUESTIONS OR NEED SUPPORT? | 17 |



WHAT'S NEW?

- Each region has its own Cool Schools Registration/Classy Page! See page 4.
- Check out your region's Cool Schools Registration/Classy Page for any exciting changes and/or new plunges in your region!

INTRODUCTION

- UCS Schools which raise a **minimum of \$800 will earn 15% of their fundraising back (up to \$1,500 total)** to provide additional benefits to students in their UCS program (t-shirts, warm-ups, recognition celebration activities, etc.!)
 - **IN-PERSON PLUNGE** – Schools attend one of our in-person Polar Plunges!
 - Be a part of a team which represents your school
 - There are fun, interactive activities held onsite for the students, and you meet other schools
 - Then it's Plunge time! Students and teachers take the Plunge in a pool or lake or body of water!
 - **RAIN RALLY**
 - This is an engaging and energetic way to involve the full school community!
 - A local fire department brings a fire engine or two to the school to create a rainbow water shower
 - Participants run, walk, or dance through the shower of cold water
 - This has a schoolwide pep rally feel with music playing and students going under and through the water amidst a celebratory atmosphere.
 - Student leaders work together with guidance from the teachers to organize the festivities
 - This event can be done any time from now until May 31st
 - **POLAR POP**
 - Organized groups of students gather outside during the school day to "take the pop for inclusion!" They pop one or more balloons filled with cold water over their heads!
 - It is a lot of fun, easy to organize, and there is excitement created around this event! This is a great way to involve different clubs, student groups, and interscholastic sports teams to join in and show their support!
 - This event can be done any time from now until May 31st

2024-25 COOL SCHOOLS WEBSITES

*Find the county where your school is located
and register on that region's Cool Schools site:*

- **Northwest Region** – <https://give.specialolympicspa.org/NorthwestCoolSchools>
Counties: Clarion, Crawford, Erie, Forest, Mercer, Venango, Warren
- **The Wilds Region** – <https://give.specialolympicspa.org/WildsSchools>
Counties: Cameron, Centre, Clearfield, Clinton, Elk, Jefferson, McKean, Potter
- **Susquehanna Valley Region** – <https://give.specialolympicspa.org/SusquehannaCoolSchools>
Counties: Bradford, Columbia, Lycoming, Montour, Northumberland, Snyder, Sullivan, Tioga, Union
- **Northeast Region** – <https://give.specialolympicspa.org/NortheastCoolSchools>
Counties: Lackawanna, Luzerne, Pike, Susquehanna, Wayne, Wyoming
- **Greater Lehigh Valley Pocono Region** – <https://give.specialolympicspa.org/GLVPRCoolSchools>
Counties: Berks, Bethlehem, Carbon, Lehigh, Monroe, Northampton, Schuylkill
- **Greater Philadelphia Region** – <https://give.specialolympicspa.org/PhillyCoolSchools>
Counties: Bucks, Chester, Delaware, Montgomery, Philadelphia
- **Capital Area Region** – <https://give.specialolympicspa.org/CARCoolSchools>
Counties: Adams, Cumberland, Dauphin, Juniata, Lancaster, Lebanon, Mifflin, York
- **Ridge & Valley Region** – <https://give.specialolympicspa.org/RidgeandValleySchools>
Counties: Bedford, Blair, Cambria, Franklin, Fulton, Huntingdon, Somerset
- **The Three Rivers Region** – <https://give.specialolympicspa.org/3RiversSchools>
Counties: Allegheny, Armstrong, Beaver, Butler, Fayette, Greene, Indiana, Lawrence, Washington, Westmoreland

DATES AND LOCATIONS OF 2024-25 IN-PERSON PLUNGES

- **Northwest Region**
 - Erie Cool Schools Plunge - November 9, 2024: Presque Isle Beach #7, Erie
- **The Wilds Region**
 - No in-person plunge
- **Susquehanna Valley Region**
 - No in-person plunge
- **Northeast Region**
 - Northeast Cool Schools Plunge – January 24, 2025: Montage Mountain Resorts, Scranton
- **Greater Lehigh Valley Pocono Region**
 - Lehigh Valley Cool Schools Plunge - February 15, 2025: Scott Park, Easton
- **Greater Philadelphia Region**
 - Bucks County Cool Schools Plunge - December 13, 2024: Pennsbury High School, Fairless Hills
 - Philadelphia Cool Schools Plunge - January 31, 2025: Citizens Bank Park, Philadelphia
- **Capital Area Region**
 - Capital Area Cool Schools Plunge - February 7, 2025: Gifford Pinchot Park (Conewago Day Use Area), Wellsville
- **Ridge & Valley Region**
 - Cowans Gap Cool Schools Plunge - December 14, 2024: Cowans Gap State Park, Fort Loudon
 - Winter Games Cool Schools Plunge - February 8, 2025: Canoe Creek State Park, Hollidaysburg
- **Three Rivers Region**
 - Beaver County Cool Schools Plunge - January 25, 2025: Bridgewater Marina, Bridgewater
 - Pittsburgh Cool Schools Plunge - February 21, 2025: Acrisure Stadium, Pittsburgh

CREATE A TEAM

ONLY Team Captains start the registration process by creating a team for Plunge, Rain Rally or Polar Pop

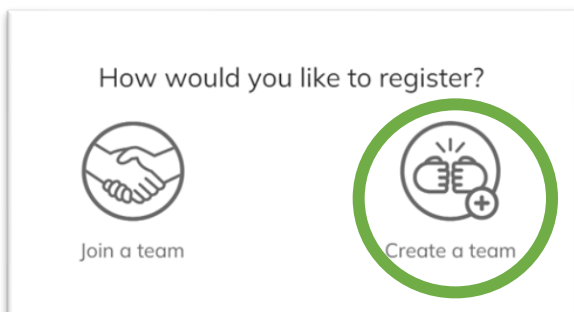
Step 1 Only Team Captains should be creating teams!

- Go to your Cool Schools website in the region where your school is located.
- Be sure to read **ALL** the information on your plunge website before you register.

Step 2 Click the “REGISTER” button



Step 3 Click “Create a team”



Step 4

Create your team

Team name *

 0/127

Set Team Fundraising Goal *

Currency cannot be changed once a donation to your team has been made.

Team Page Headline *

 53/255

← **Include your school's name in your team's name** so we can easily identify you.

← You choose your fundraising goal. Aim high!

← Feel free to enter a customized message to your students and staff.

← Click "CREATE TEAM"
You are **not finished yet...**

Step 5

Team Questions

Tell us a little more about yourself.

In what type of event are you participating *

Please list your full school name *

Are you a Unified Champion School? *

 Yes No

Are you a College or University? *

 Yes No

School Mailing Address *

Carefully select the event / activity you are participating in.

Enter the name of your school; **nothing more, nothing less.**

Check "Yes" if you are a UCS
Check "No" if you are not yet a Special Olympics Unified Champions School

Self-explanatory

Enter your school's address

Click the "REGISTER" button.
You are almost done...

Step 6 Registrations will vary from region to region! This is where you will select the individual registration that **YOU** are participating in. All registrations are FREE!

Select registrations

A fundraising page will be created for each registrant. Be on the lookout for a follow-up email from us containing details on how to manage your fundraising page.

| | |
|--|-------------|
| <p>Cool Schools</p> <p>This ticket is open to ANY student or adult participating as part of a Cool School.</p> <p style="font-size: x-small;">*This ticket allows you to register for \$0 and you must raise at least \$35 on your individual page to receive a Cool Schools shirt or average at least \$35 per person for your team*</p> | <p>Free</p> |
| <div style="border: 1px solid #ccc; border-radius: 50%; width: 60px; margin: 0 auto; padding: 5px;"> - 0 + </div> | |

Select the registration that applies to YOU and click "+" to choose 1
Click the "REGISTER" button

Step 7 You will be asked to complete **YOUR** specific attendee information. This page will include your information, emergency contact, and t-shirt size. You will need to check the waiver review check box.

Complete Registrations
1 of 1

Cool Schools

Attendee 1
Provide the attendee's information

First name *

Last name *

Email *

Cell Phone *

Address *

City * State/Province * Zip *

.....there is more information on this page not shown here

Click "NEXT" button

Step 8

- You are NOT REQUIRED to donate! If you choose NOT to donate, click "SKIP DONATION."
- If you wish to donate, you can do so here. Again, you are NOT REQUIRED TO DO THIS! Select an amount or type a custom amount and click "CHECKOUT."

Add a Donation

How often would you like to donate?
One-time

Choose a one-time amount

USD \$

I'd like to cover all transaction fees so 100% of my donation goes to Special Olympics Pennsylvania.

SKIP DONATION

OR

Add a Donation

How often would you like to donate?
One-time

Choose a one-time amount

I'd like to cover all transaction fees so 100% of my donation goes to Special Olympics Pennsylvania.

SKIP DONATION

Step 9 Fill out your billing information on the checkout screen.

- If you have chosen to make an additional donation, you will enter your credit card information here.
- Even if you chose not to donate, the system still requires you to enter certain information.

Checkout

Your Info

First name * Last name *

Email *

Email address

This is where your receipt and registration will be sent

It's okay to contact me in the future.

Address

Free transaction
This transaction is 100% free of charge

.... this page contains more information not shown here

Once you have filled out your information, **confirm that your name, information, and total charge are correct.**

- If you donated, you will click "PURCHASE."
- If you did not donate and only registered, you will click "RESERVE."

CONGRATULATIONS, your Team is created, and you have registered yourself as a participant!

WHAT'S NEXT? Get your students, teachers, and staff registered on your team!

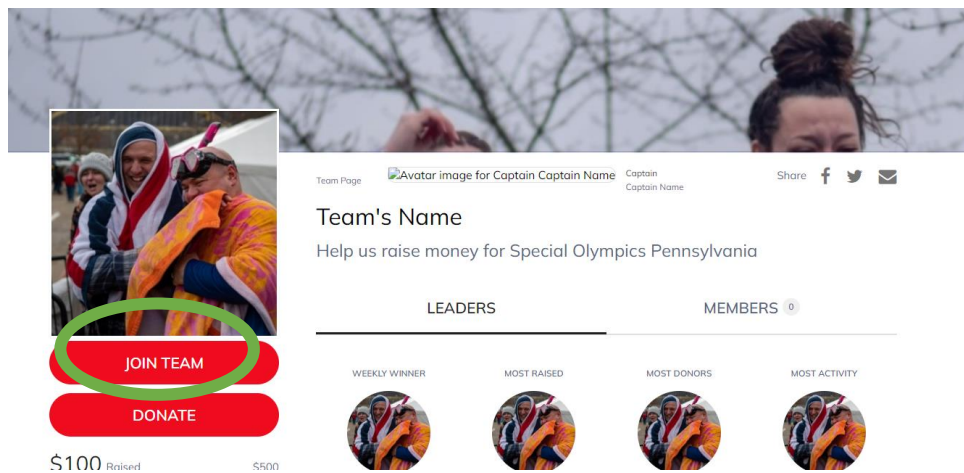
JOIN A TEAM

Students, teachers, and staff register by joining an already created team for Plunge, Rain Rally or Polar Pop

Step 1 Students, teachers and staff should **ONLY** join a team. The Team Captain creates the team.

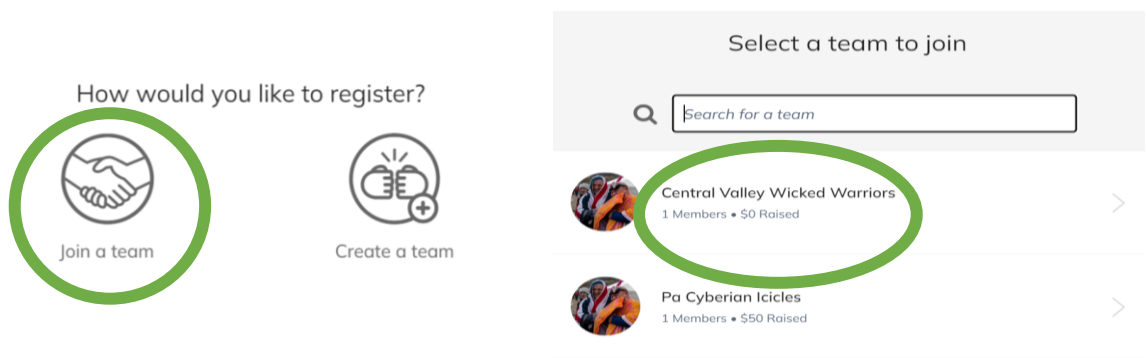
Students, teachers, and staff can register in two ways:

- You can send your students/staff the **team page link** you created. Click "JOIN TEAM"



OR

- Students/staff can go to the appropriate Cool Schools Registration/Class Page. Click "REGISTER". Search for and select the team's name.



Step 2 Registrations will vary from region to region! This is where you will select the individual registration that **YOU** are participating in. All registrations are **FREE!**

Select registrations

A fundraising page will be created for each registrant. Be on the lookout for a follow-up email from us containing details on how to manage your fundraising page.

| | |
|--|--|
| <p>Cool Schools</p> <p>This ticket is open to ANY student or adult participating as part of a Cool School.</p> <p>*This ticket allows you to register for \$0 and you must raise at least \$35 on your individual page to receive a Cool Schools shirt or average at least \$35 per person for your team*</p> | <p>Free</p> <div style="border: 1px solid #ccc; padding: 5px; display: inline-block;"> - 0 + </div> |
|--|--|

Select the registration that applies to you and click “+” to choose 1
Click the “REGISTER” button

Step 3 You will be asked to complete **YOUR** specific attendee information. This page will include your information, emergency contact, and t-shirt size. You will need to check the waiver review check box.

Complete Registrations
1 of 1

Cool Schools

Attendee 1
Provide the attendee's information

First name *

Last name *

Email *

Cell Phone *

Address *

City * State/Province * Zip *

..... this page contains more information not shown here

Step 4

- You are NOT REQUIRED to donate! If you choose NOT to donate, click “SKIP DONATION.”
- If you wish to donate, you can do so here. Again, you are NOT REQUIRED TO DO THIS! Select an amount or type a custom amount and click “CHECKOUT.”

Add a Donation

How often would you like to donate?
One-time

Choose a one-time amount

USD \$

I'd like to cover all transaction fees so 100% of my donation goes to Special Olympics Pennsylvania.

Add a Donation

How often would you like to donate?
One-time

Choose a one-time amount

I'd like to cover all transaction fees so 100% of my donation goes to Special Olympics Pennsylvania.

SKIP DONATION

OR

Step 5 Fill out your billing information on the checkout screen.

- If you have chosen to make an additional donation, you will enter your credit card information here.
- Even if you chose not to donate, the system still requires you to enter certain information.

Checkout

Your Info

First name * Last name *

Email *

This is where your receipt and registration will be sent

It's okay to contact me in the future.

Address

Free transaction
This transaction is 100% free of charge

.... this page contains more information not shown here

Once you have filled out your information, **confirm that your name, information, and total charge are correct.**

- If you donated, you will click “PURCHASE.”
- If you did not donate and only registered, you will click “RESERVE.”

CONGRATULATIONS, you have registered yourself as a participant!

HOW TO TURN IN FUNDS RAISED

If your school raises a minimum of \$800, 15% of the funds raised (up to \$1,500) by your school will go directly back to your school's UCS program!

- Credit Card: Donations can be made online on Classy using a credit card
- Checks:
 - Made payable to: Special Olympics PA
 - Memo field: "(Team Name) Cool Schools"
 - Please mail to:
Special Olympics PA
2570 Boulevard of the Generals
Suite 124
Norristown, PA 19403
- Cash: If you are attending a plunge, cash donations can be brought to the plunge

FUNDRAISING TIPS AND IDEAS

Once you and your team are registered, it's time to start fundraising!

EAST STROUDSBURG SOUTH HIGH SCHOOL RAIN RALLY

1. **What did the students do to successfully recruit participants?** They put it on social media, announcements at school, group chats with friends
2. **What kinds of fundraising did they do?** The kids raised money throughout the district for Special Olympics. Glow in the Dark Volleyball Tournament, Sold Fruit Snacks, March Madness Basketball Tournament event, sold shirts, District wide Casual for a Cause (dress down day for Special Olympics)
3. **How did they promote their Cool Schools activities using social media and other types of outreach (posters, schoolwide announcements, homeroom presentations, etc.)?** We did posters, social media, flyers, morning announcements, through my Special Olympics club. Did not have to do so much because people already know about and wanted to get involved and be a part of this day. It was much easier this year to get teams than last year.

DOWNTOWNTOWN EAST HIGH SCHOOL IN-PERSON PLUNGE

1. **What did the students do to successfully recruit participants?** Posted the event on social media, made a promo video, word of mouth and made flyers.
2. **What kinds of fundraising did they do?** Online solely for Cool Schools
3. **How did they promote their Cool Schools activities using social media and other types of outreach (posters, schoolwide announcements, homeroom presentations, etc.)?** Posted the event on social media, made a promo video, word of mouth and made flyers



PENNRIDGE HIGH SCHOOL RAIN RALLY

- 1. What did the students do to successfully recruit participants?** Starting in March, we put out "commercials" on our morning news where we bring awareness to April Showers and have our club members talk about it. We make posters, post frequent announcements with sign up details and utilize social media.
- 2. What kinds of fundraising did they do?** We require every participant to raise at minimum of \$10 in order to miss classes to participate. Students are encouraged to send their link to family and friends. We also have a local ice cream shop hold a fundraiser night, where proceeds go to our event.
- 3. How did they promote their Cool Schools activities using social media and other types of outreach (posters, schoolwide announcements, homeroom presentations, etc.)?** Students make social media posts, we put together clips of previous events to have teachers show to students.



SCHOOL FUNDRAISING IDEAS

SNACK BAR: Purchase snacks in bulk to sell in the teacher's lounge or at a sporting event. Healthy snacks can be very popular -OR- make it fun and sell ice cream to get people in the polar-inspired spirit.

50/50: Hold a 50/50 at a large event where the winning ticket holder receives half of the funds raised.

TRIVIA NIGHT: Find a location to host your team and guests. See if a local restaurant will host a trivia night. Guests split into several small teams to answer trivia asked by a host and the winners are the team which, at the end of the night, has correctly answered the most questions. Funds are raised through tickets, food sales, etc.

RESTAURANT TO THE RESCUE: Ask a local restaurant or café to contribute a portion of the proceeds for a day. It could even be a special menu item. Create a sign letting patrons know that the owner will donate a portion of the money if purchased.

UTILIZE WEBSITES/SOCIAL MEDIA: Ask for support by posting your team's page on your school website or social media.

LOCAL BUSINESS SPONSORSHIP: Is there a business or restaurant in the area that you frequent? Ask for a donation to support your team members who are taking the plunge.

STUDENT FUNDRAISING IDEAS

DRESS DOWN DAYS: Organize a dress down day where students and teachers pay a nominal fee to wear casual clothing for the day. Or better yet, make it a Spirit Day where everyone has to wear a funny hat or wear a certain color.

BAKE SALE: Hold a Friday bake sale at school so students will have treats for the weekend. Make sure to wrap items for individual sale.

PENNY WARS: Set up a challenge for your class to collect the most points (pennies). All money in the jars is donated for the Plunge.

RAFFLE: Sell tickets to win a coveted item (ie, a front row parking space, a donated lunch, homecoming ticket... the options are endless!)

DONATION CARDS: Sell donation cards at events to make your path to the plunge. All donation cards can be hung around your school lobby or entrance to show your team's progress.

HAVE QUESTIONS OR NEED SUPPORT?

For Cool Schools questions, contact your UCS Director.

For registration questions or technical support, contact:
Kevin Hart, Marketing & Development Coordinator
khart@specialolympicspa.org or 724-375-7515, ext. 255